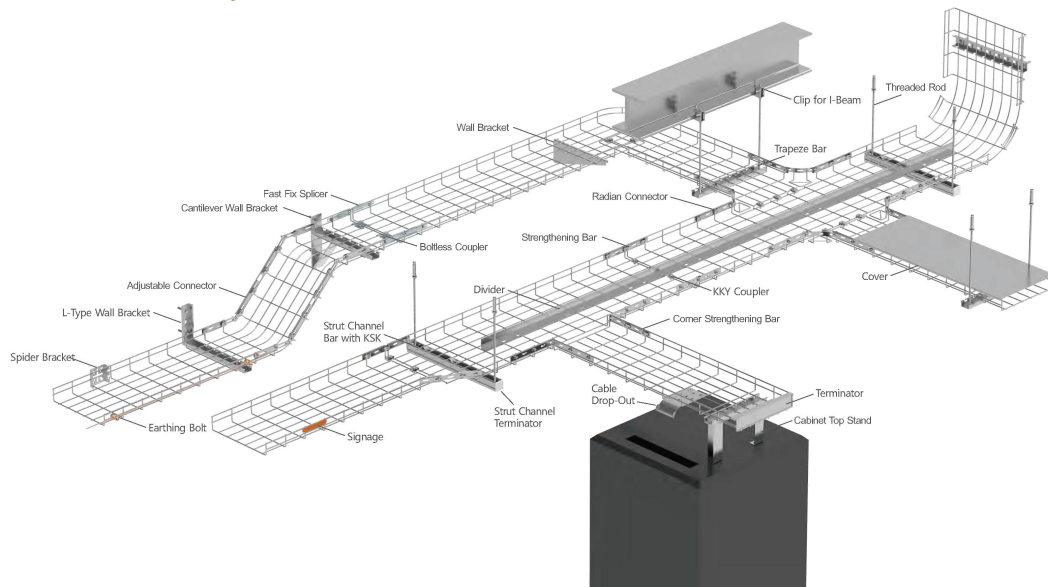


Vichnet Wire Mesh Cable Tray

NINGBO VICHNET TECHNOLOGY CO., LTD

www.vichnet.com

Wire Mesh Cable Tray Installation



ALL = EZ Hbg PC GI S304 S316 S316L

ACCESSORIES

GENERAL INFORMATION

WIRE MESH CABLE TRAY

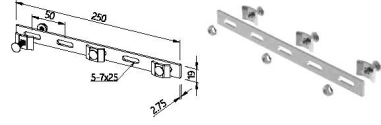
FIBER CABLE TRAY

STRENGTHENING BAR


| Part Number | Height | Width | Pack | Weight |
|----------------|--------|-------|------|---------|
| ALL PJ-SBR-SET | 19 | 250 | 100 | 15.00kg |

Instruction Manual :

- Suitable for: connecting wire mesh cable trays.
- Fit for: diameter of wire from 3.5mm to 6.0mm.
- Includes: bar ×1, KK34-top ×3, M6×20 bolt ×3, M6 nut ×3.



Default unit : mm

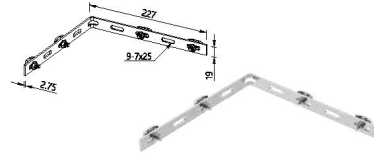


CORNER STRENGTHENING BAR

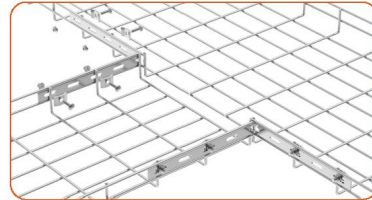
| Part Number | Height | Width | Pack | Weight |
|----------------|--------|-------|------|---------|
| ALL PJ-CSB-SET | 19 | 227 | 100 | 31.00kg |

Instruction Manual :

- Suitable for: connecting elbows, tees, and crosses.
- Fit for: diameter of wire from 3.5mm to 6.0mm.
- Includes: bar ×1, KK34-top ×4, M6×20 bolt ×4, M6 nut ×4.



Default unit : mm




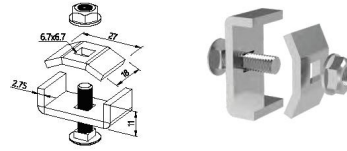
KK34 COUPLER

Default unit : mm

| Part Number | Height | Width | Pack | Weight |
|------------------------|--------|-------|------|--------|
| ALL PJ-KK34-SET | 11 | 34 | 20 | 0.80kg |

Instruction Manual :

- ◆ Suitable for: connecting wire mesh cable trays.
- ◆ Fit for: diameter of wire from 4.0mm to 6.0mm.
- ◆ Includes: KK34-top ×1, KK34-bottom ×1, M6×20 bolt ×1, M6 nut ×1.

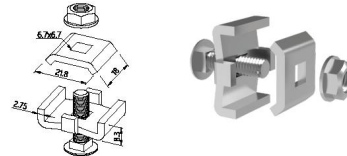

KK28 COUPLER

Default unit : mm

| Part Number | Height | Width | Pack | Weight |
|------------------------|--------|-------|------|---------|
| ALL PJ-KK28-SET | 11 | 28 | 20 | 12.00kg |

Instruction Manual :

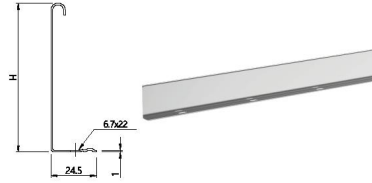
- ◆ Suitable for: connecting wire mesh cable trays.
- ◆ Fit for: diameter of wire from 3.5mm to 5.0mm.
- ◆ Includes: KK28-top ×1, KK28-bottom ×1, M6×20 bolt ×1, M6 nut ×1.



REINFORCED DIVIDER

Default unit : mm

| Part Number | Height | Width | Length | Weight/PCS |
|----------------------|--------|-------|--------|------------|
| ALL PJ-HJDVR50-1000 | 47.5 | 24.5 | 1 m | 0.60kg |
| ALL PJ-HJDVR100-1000 | 75.0 | 24.5 | 1 m | 0.81kg |
| ALL PJ-HJDVR150-1000 | 125.0 | 24.5 | 1 m | 1.27kg |
| ALL PJ-HJDVR50-3000 | 47.5 | 24.5 | 3m | 1.80 kg |
| ALL PJ-HJDVR100-3000 | 75.0 | 24.5 | 3m | 2.43 kg |
| ALL PJ-HJDVR150-3000 | 125.0 | 24.5 | 3m | 3.81 kg |



P/N Definition:

- E.g. PJ-HJDVRB50-1000, PJ means wire mesh cable tray accessories, HJDVRB means reinforced divider; 50 means it fits 50mm high wire mesh cable trays, 1000 means 1000mm long.

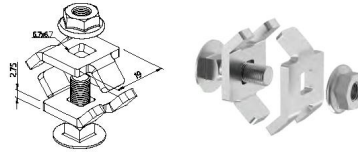
Instruction Manual :

- Suitable for: isolating strong and weak electricity, often used for mechanical equipment.
- Fit for: wire diameter from 3.5mm to 6.0mm, covering all sizes of cable trays.
- Includes: cover ×1, cover clamp ×1, M6×20 carriage bolt ×3.

KKY COUPLER

Default unit : mm

| Part Number | Height | Width | Pack | Weight |
|----------------|--------|-------|------|--------|
| ALL PJ-KKY-SET | 19 | 2.75 | 20 | 0.8kg |



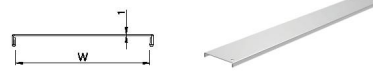
Instruction Manual :

- Suitable for: connecting wire mesh cable trays.
- Fit for: diameter of wire from 3.5mm to 6.0mm.
- Includes: KKY ×2, M6×20 bolt ×1, M6 nut ×1.

SELF-LOCKING COVER

Default unit : mm

| Part Number | Height | Width | Length | Weight |
|---------------------|--------|-------|--------|--------|
| ALL PJ-RCVR100-1000 | 8.5 | 100 | 1m | 1.12kg |
| ALL PJ-RCVR150-1000 | 8.5 | 150 | 1m | 1.52kg |
| ALL PJ-RCVR200-1000 | 8.5 | 200 | 1m | 1.91kg |
| ALL PJ-RCVR300-1000 | 8.5 | 300 | 1m | 2.69kg |
| ALL PJ-RCVR400-1000 | 8.5 | 400 | 1m | 3.48kg |
| ALL PJ-RCVR450-1000 | 8.5 | 450 | 1m | 3.87kg |
| ALL PJ-RCVR500-1000 | 8.5 | 500 | 1m | 4.26kg |
| ALL PJ-RCVR600-1000 | 8.5 | 600 | 1m | 5.05kg |


P/N Definition:

- E.g. PJ-RCVR100-1000, PJ means wire mesh cable tray accessories, RCVR means self-locking cover, 100 means 100mm high, 1000 means 1000mm long.

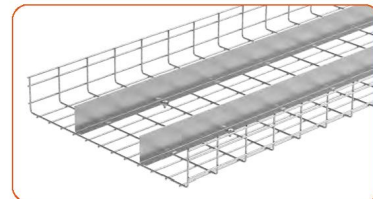

Instruction Manual :

- Suitable for: cover for wire mesh cable trays.
- Fit for: wire diameter from 3.5mm to 6.0mm, covering all sizes of cable trays.

DIVIDER

Default unit : mm

| Part Number | Height | Width | Length | Weight |
|--------------------|--------|-------|--------|--------|
| ALL PJ-DVR50-1000 | 47.5 | 25.5 | 1m | 0.60kg |
| ALL PJ-DVR100-1000 | 75.0 | 25.5 | 1m | 0.81kg |
| ALL PJ-DVR150-1000 | 125.0 | 25.5 | 1m | 1.27kg |
| ALL PJ-DVR50-3000 | 47.5 | 25.5 | 3m | 1.80kg |
| ALL PJ-DVR100-3000 | 75.0 | 25.5 | 3m | 2.43kg |
| ALL PJ-DVR150-3000 | 125.0 | 25.5 | 3m | 3.81kg |


P/N Definition:

- E.g. PJ-DVR50-1000, PJ means wire mesh cable tray accessories, DVR means divider, 50 means it fits 50mm high wire mesh cable trays, 1000 means 1000mm long per piece.

Instruction Manual :

- Suitable for: Isolating strong and weak electricity, often used in data center.
- Fit for: wire diameter from 3.5mm to 6.0mm, covering all sizes of cable trays.
- Includes: cover ×1, cover clamp ×1, M6×20 carriage bolt ×3.

ALL = EZ Hbg PC GI S304 S316 S316L

CM SERIES

GENERAL INFORMATION

WIRE MESH CABLE TRAY

FIBER CABLE TRAY

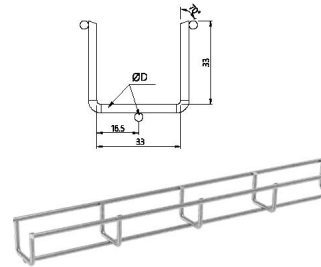
CM33 SPECIAL SERIES

Default unit : mm

| Part Number | Height | Width | Length | Wire Diameter | Weight |
|-------------|--------|-------|--------|---------------|--------|
| ALL CM33x33 | 33 | 33 | 3000 | 5.0 | 2.43kg |

P/N Definition:

- E.g. CM33x33, CM means wire mesh cable tray, 33x33 means HxW (inner size).
- Wire diameter range: 3.5mm-6.0mm (common diameter 5.0mm).
- CM33 series is generally applied to machanical equipment.



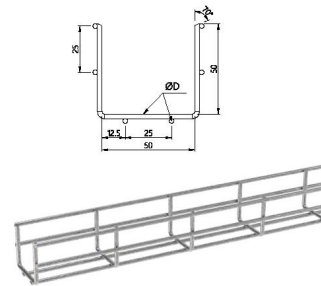
CMS50 SPECIAL SERIES

Default unit : mm

| Part Number | Height | Width | Length | Wire Diameter | Weight |
|--------------|--------|-------|--------|---------------|--------|
| ALL CMS50x50 | 50 | 50 | 3000 | 5.0 | 3.84kg |

P/N Definition:

- E.g. CMS50x50, CMS means wire mesh cable trays with double metal wires on the bottom along its length, 50x50 means HxW (inner size).
- Wire diameter range: 3.5mm-6.0mm (common diameter 5.0mm).
- CMS50 series is generally applied to machanical equipment.



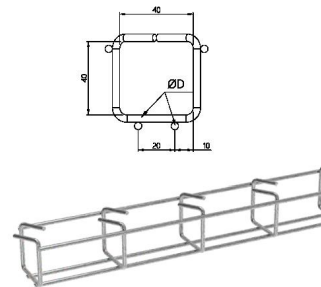
TCM SELF-LOCK SERIES

Default unit : mm

| Part Number | Height | Width | Length | Wire Diameter | Weight |
|--------------|--------|-------|--------|---------------|--------|
| ALL TCM40x40 | 40 | 40 | 3000 | 4.0 | 1.98kg |
| ALL TCM40x90 | 40 | 90 | 3000 | 4.0 | 2.70kg |

P/N Definition:

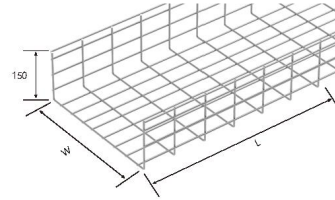
- E.g. TCM-W12x12, TCM means self-locking wire mesh cable tray, 12x12 means HxW (inner size).
- Wire diameter range: 3.5mm-6.0mm (common diameter 4.0mm).
- CMS50 series is generally applied to machanical equipment.



CM150 SERIES








Default unit : mm

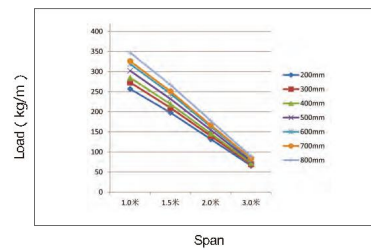
| Part Number | Height | Width | Length | Wire Diameter | Weight |
|---------------|--------|-------|--------|---------------|---------|
| ALL CM150x150 | 150 | 150 | 3000 | 5.0 | 7.35kg |
| ALL CM150x200 | 150 | 200 | 3000 | 5.0 | 8.07kg |
| ALL CM150x300 | 150 | 300 | 3000 | 5.0 | 9.48kg |
| ALL CM150x400 | 150 | 400 | 3000 | 5.0 | 10.89kg |
| ALL CM150x450 | 150 | 450 | 3000 | 5.0 | 11.58kg |
| ALL CM150x500 | 150 | 500 | 3000 | 5.0 | 12.30kg |
| ALL CM150x600 | 150 | 600 | 3000 | 5.0 | 13.71kg |


P/N Definition:

- E.g. CM150x150, CM means wire mesh cable tray, 150x150 means HxW (inner size).
- Wire diameter range: 3.5mm-6.0mm (common diameter 5.0mm).

Sectional View and Load Chart

| Size | Section |
|---------|---|
| 150x150 |  |
| 150x200 |  |
| 150x300 |  |
| 150x400 |  |
| 150x450 |  |
| 150x500 |  |
| 150x600 |  |



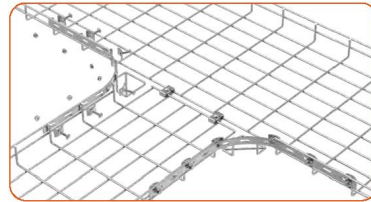
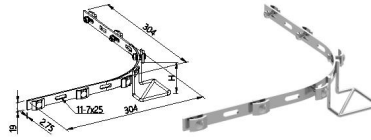
RADIAN CONNECTOR

Default unit : mm

| Part Number | Height | Width | Pack | Weight |
|----------------------------|--------|-------|---------|---------|
| ALL PJ-RC90-50-SET | 50 | 304 | 50 | 20.00kg |
| ALL PJ-RC90-100-SET | 100 | 30 | 15.00kg | |
| ALL PJ-RC90-150-SET | 150 | 304 | 30 | 18.00kg |

Instruction Manual :

- ◆ Suitable for: connecting elbows, tees, and crosses.
- ◆ Fit for: diameter of wire from 3.5mm to 6.0mm.
- ◆ Includes: bar ×1, KK34-top ×6, M6×20 bolt ×6, M6 nut ×6.

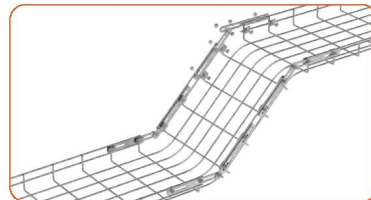
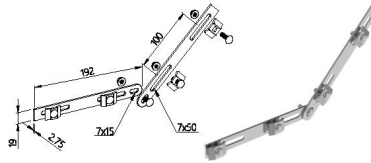

ADJUSTABLE CONNECTOR

Default unit : mm

| Part Number | Height | Width | Weight |
|-----------------------|--------|-------|--------|
| ALL PJ-AJC-SET | 19 | 192 | 0.23kg |

Instruction Manual :

- ◆ Suitable for: connecting risers.
- ◆ Fit for: diameter of wire from 3.5mm to 6.0mm.
- ◆ Includes: bar ×2, KK34-top ×4, M6×20 bolt ×5, M6 nut ×5.



WIRE MESH CABLE TRAY SYSTEM



- The weight of wire mesh cable trays are 1/5 of traditional cable trays, making them easier to install.
- The open design allows continuous airflow, which prevents overheating and the build-up of dust and contaminants.
- All kinds of elbows can be made at the project site flexibly.
- Multiple finishes are available for indoor and outdoor applications.
- Cable visibility allows for more convenient upgrading and maintenance.